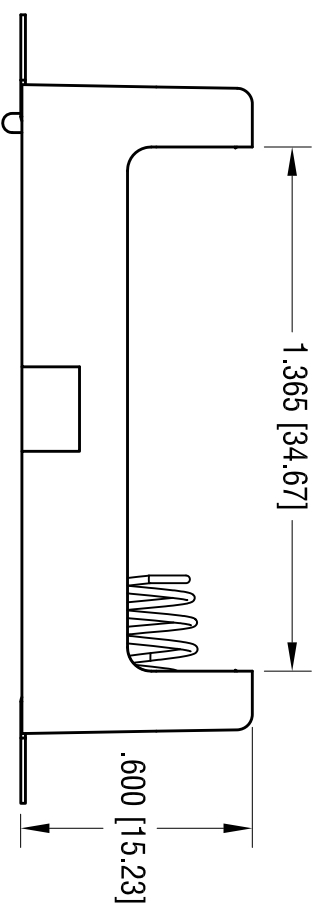
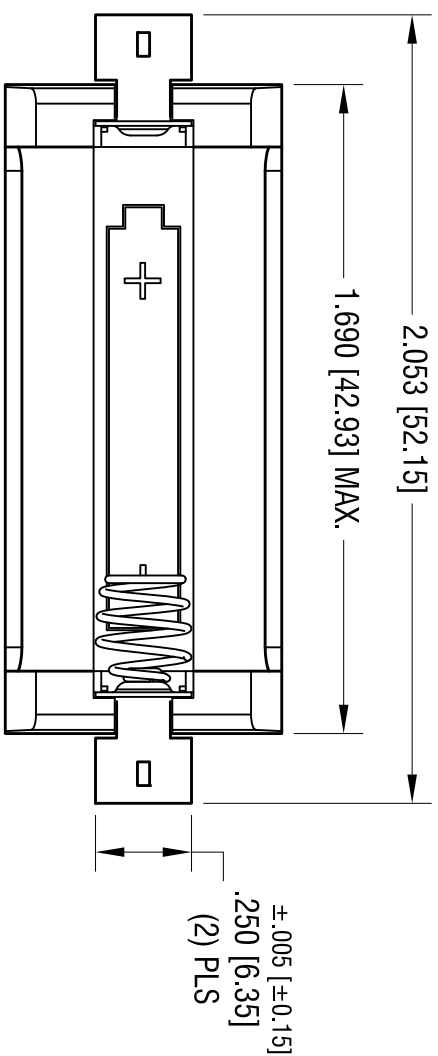
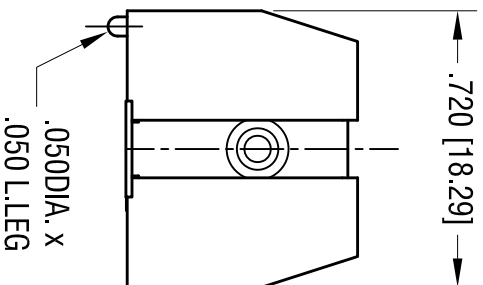
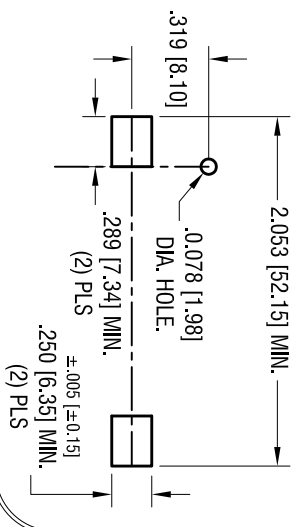
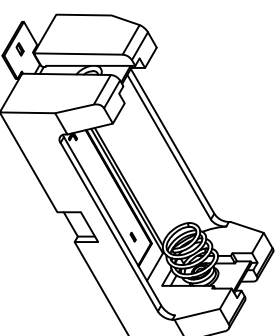


**MOUNTING PAD LAYOUT**



**NOTE:**

1. BASE:  
MAT'L: HEAT RESISTANCE NYLON  
STANLYL 46 OR EQUIVALENT
2. CONTACTS:  
MAT'L: BASE-.012 [0.30] THK STAINLESS STEEL  
SPRING-.020 [0.50] DIA. MUSIC WIRE  
FINISH: GOLD FLASH, OVER NICKEL PLATE.
3. MSL PACKAGING:  
PART SUPPLIED ON TRAY, 50 PCS PER TRAY,  
200 PCS PER BAG.



**ACTUAL SIZE**

THIS DOCUMENT IS THE PROPERTY OF KEYSTONE ELECTRONICS CORP. AND SHALL NOT BE REPRODUCED, DISTRIBUTED OR USED AS A BASIS FOR MANUFACTURE WITHOUT PRIOR WRITTEN PERMISSION FROM KEYSTONE ELECTRONICS CORP.

DATE

DESCRIPTION

REV.

**KEYSTONE ELECTRONICS CORP.**

www.keyelco.com • ASTORIA, N.Y. 11105-2017 • Tel (718) 956-8900

PART NAME

SM BATTERY HOLDER, CR123A

MATERIAL

AS NOTED

FINISH

AS NOTED

TOLERANCES INCH [MM]  
DECIMAL ± .010 [± 0.25]  
ANGULAR ± 1°

CODE

C

DRN BY NT

DATE 10.31.14

APP'D RH

SCALE 2X

DWG NO.

**1128**