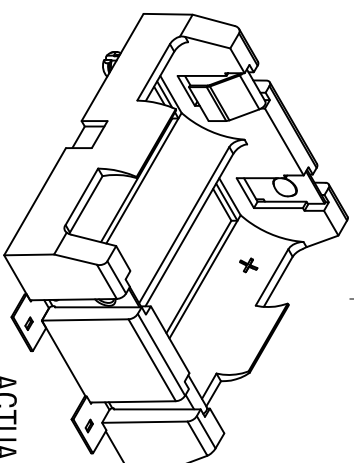
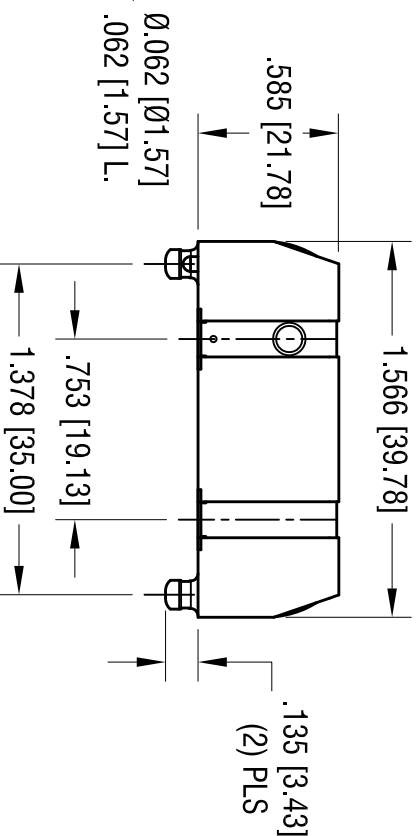
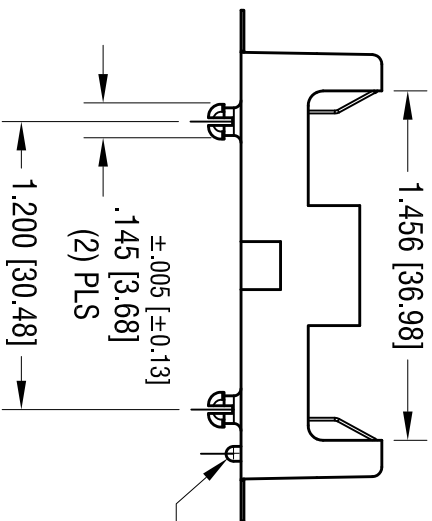
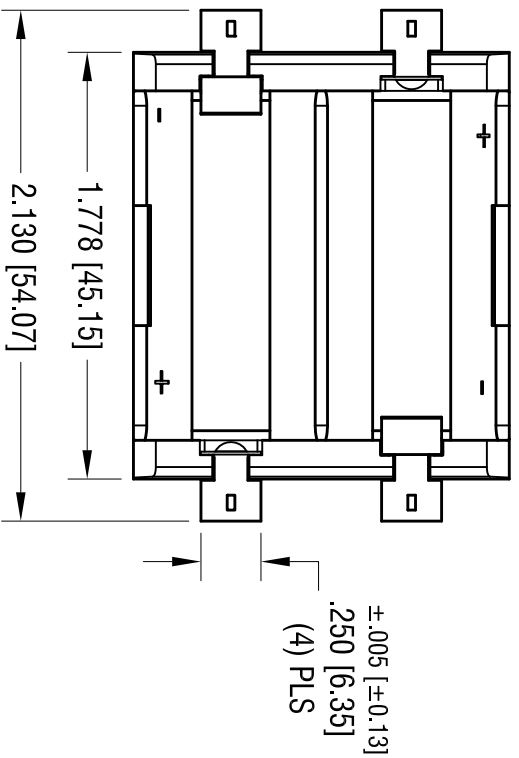
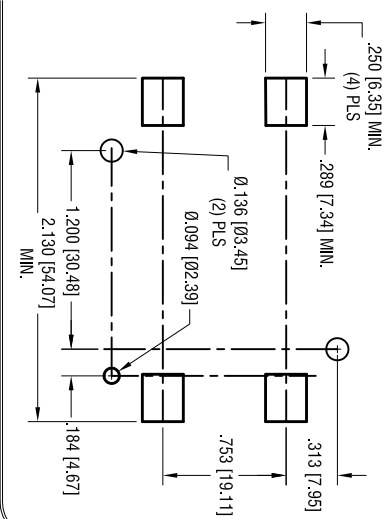


MOUNTING PAD LAYOUT



ACTUAL SIZE

- NOTE:**
1. **BASE:**
MATL: HEAT RESISTANCE NYLON
STANYL 46 OR EQUIVALENT
 2. **CONTACT:**
MATL: .012 [0.30] THK STAINLESS STEEL
FINISH: GOLD FLASH, OVER NICKEL PLATE
 3. **MSL PACKAGING:**
PART SUPPLIED ON TRAY, 25 PCS PER TRAY,
100 PCS PER BAG.

DATE	DESCRIPTION	REV.
9.24.14	CHANGE AS PER ECN 14-104	A

KEYSTONE ELECTRONICS CORP.			
www.keystone.com • ASTORIA, N.Y. 11105-2017 • Tel (718) 956-8900			
PART NAME			
DUAL SM POLARIZED HOLDER			
MATERIAL			
AS NOTED			
FINISH			
AS NOTED			
TOLERANCES		INCH	[MM]
DECIMAL	± .010	[± 0.25]	
ANGULAR	± 1°		
UNLESS OTHERWISE SPECIFIED		CODE	DWG NO.
		C	1098P
DRN BY	NT	DATE	7.28.14
APP'D	RH	SCALE	1.25X

THIS DOCUMENT IS THE PROPERTY OF KEYSTONE ELECTRONICS CORP. AND SHALL NOT BE REPRODUCED, DISTRIBUTED OR USED AS A BASIS FOR MANUFACTURE WITHOUT PRIOR WRITTEN PERMISSION FROM KEYSTONE ELECTRONICS CORP.